



# Steps to be followed by Candidates for Home Based Test while login through Laptop or Desktop



## **Guidelines for Candidate**

### **Important requirement from Exam Candidate:**

- Exam PC/Laptop with at least 2GB RAM (Recommendable 4GB).
- Working Webcam .
- Working Mic.
- Internet speed at least 1mbps (Mobile Hotspot not recommended).
- Power backup.
- Computers to be login through Admin user only.
- Updated Mozilla Firefox version can be used to start Exam.
- Updated version of Google Chrome along with below extension to be installed before starting of exam (Only in case of Google Chrome).

<https://chrome.google.com/webstore/detail/think-exam/bbebbhmelpcfmijoanocdliephmoahln?hl=en>




## Steps for Candidate

- 1) Candidate has to start their examination through below mentioned link

<https://spa1.examonweb.com/login>

**User I'd – Candidates registered email I'd with SPA, BHOPAL (*abc@gmail.com*)**

**Password – Registration Number of 14/15 digits (Alfa-numeric with special character like AP-URP111111111)**



### CANDIDATE LOGIN

  
  
[Forgot Password?](#)



- 2) Candidate's system configuration check will be done after entering user I'd & password. Permission is to be given at various levels of check i.e Mic , Camera, Screen sharing etc.

---

#### Checking your requirement

Please wait while the system checks your system performance...



#### Network Speed

Hold on! we are testing your network speed

Minimum speed should be 300KBps


---




3) Candidate has to take photo of ID card and also to click his picture from webcam.

ID proof verification

Registration ID proof



Current ID proof




[Take Photo](#)

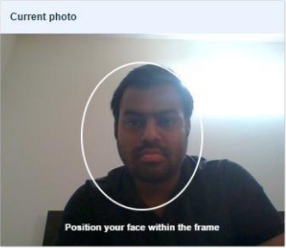
  

Photo verification

Registration Photo



Current photo

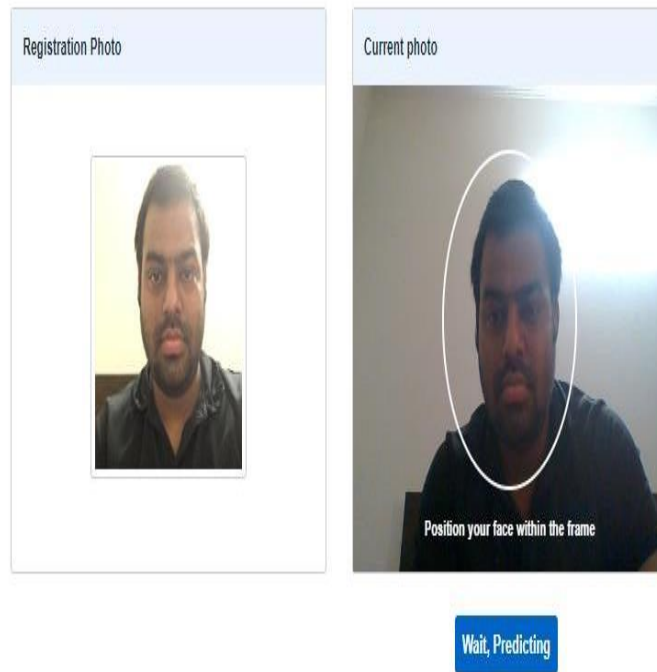


[Take Photo](#)



4) Candidate has to wait for authentication from Proctor.

#### Photo verification





- 5) Instructions page will come up after photo verification, candidate has to read and then he can proceed further after clicking on the checkbox available left below corner of page.

Transforming examination

ARJUN KUMAR PILLAYAL

### Demo Proctoring test June 13

SUBJECTS: | General Awareness |

TOTAL QUESTION : 20 TOTAL DURATION : 60 min.

#### INSTRUCTIONS

**Please read the following instructions very carefully:**

1. You have 60 minutes to complete the test.
2. The test contains a total of 35 questions.
3. You will be awarded two mark for each correct answer.
4. There is - 1 for wrong question
5. You can change your answer by clicking on some other option.
6. You can unmark your answer by clicking on the "Clear" button.
7. You can flag a question for reviewing it later by clicking on the "Review" button.
8. You can move back and forth between the questions by clicking the buttons "Previous" and "Save & Next" respectively.
9. A Number list of all questions appears at the right hand side of the screen. You can access the questions in any order within a section or across sections by clicking on the question number given on the number list.
10. You can use rough sheets while taking the test. Do not use calculators, log tables, dictionaries, or any other printed/online reference material during the test.
11. Do not click the button "Submit test" before completing the test. A test once submitted cannot be resumed.

I have read and understood the instructions. I agree that in case of not adhering to the exam instructions, I will be disqualified from giving the exam.

Next



6) Candidate has to give permission of Screen sharing.

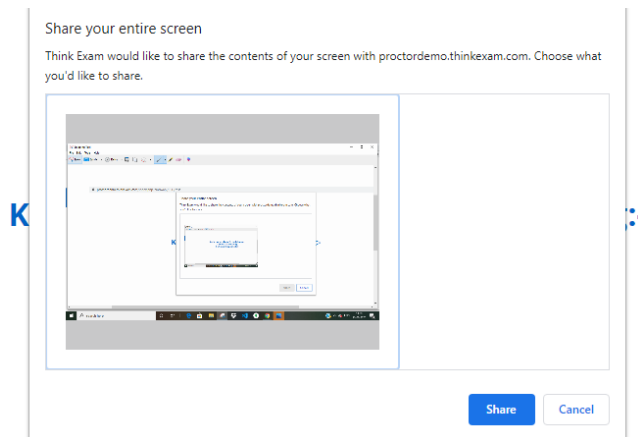
**Kindly give permission for the following:-**

- 1. Entire screen sharing**
- 2. Web camera permission**





7) Candidate has to click inside the Box and then only the share button will be highlighted.





- 8) Exam will be started and candidate has to give his/her exam:  
On clicking on Stop Sharing, the exam will get stopped at the very moment.

**Demo Proctoring test June 13**

**GENERAL AWARENESS**

Question No.16 Maximum Mark: 1.00 Negative Mark: 0.00

Which country has recently developed 'Feel-You' bracelet to ensure social distancing?

- (A) America
- (B) Spain
- (C) Italy
- (D) Russia

47 min : 54 sec 161.62 Kbps

GENERAL AWARENESS

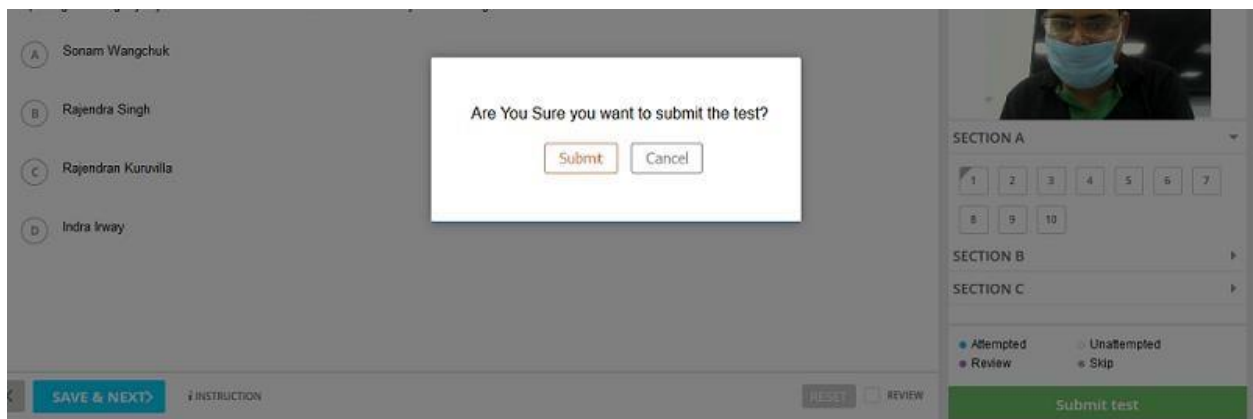
1	2	3	4	5	6	7
8	9	10	11	12	13	14
15	16	17	18	19	20	

● Attempted ○ Unattempted  
● Review ● Skip

proctordemo.thinkexam.com is sharing your screen. **Stop sharing** Hide **RESET**  REVIEW **Submit test**



9) For Submitting the test, candidate has to click on '**Submit Test**' button.



### **If Exam got stop due to any reason (Internet or Computers related issue):**

Candidate should open the exam URL again and follow the above described login process in order to resume his exam. Please note that exam will resumed from same point where it was disrupted for any reason.